



French Devotional Songs



The Gift of Love and Song

**DEDICATED TO
BHAGAVAN SRI SATHYA SAI BABA**



For Detailed information go to the Help Menu in Adobe Acrobat.

Opening PDF documents

The documents on this site open with page one and Bookmarks opened on the left pane for easy navigating to whatever page you would like to view.

We do not default to Full Screen View, however if a document is set to open in Full Screen view, the tool bar, menu bar, and window controls are not visible. You can exit Full Screen view by pressing Escape, if your preferences are set this way, or by pressing Ctrl+L (Microsoft® Windows® and UNIX®) or Command+L (Mac OS).

Viewing PDF documents on the Web

With most of the files at this site, you can view PDF documents using a Web browser. Every document on the Web is identified by a (URL). When a PDF document is stored on the Web, you can click a URL link to it to open the PDF document in your Web browser. This is the preferred method.

Reading PDF documents in a Web browser

In Win and Mac OS, PDF documents are displayed in the Web browsers compatible with Netscape Navigator 4.0 (or later) or Microsoft Internet Explorer 4.0 (or later).

Normally the necessary plug-ins are automatically installed when you install Acrobat Reader. For information on manually getting your browser ready, see Installing the Web browser plug-in.

(NOTE: If pages of your PDF document appear blank when viewed in a Web browser, you may be using an early version of a Web server. Try saving the PDF file locally, and viewing it using Acrobat Reader instead of the plugin.)

When you view a PDF document in a Web browser, all of the Acrobat Reader tools are available in the browser. In Windows, you can click the two small vertical lines (next to the Adobe icon at the left of the tool bar) to minimize or maximize the tool bar.

Note: Many keyboard commands are mapped to the Web browser rather than to Acrobat Reader, so some Acrobat Reader keyboard shortcuts may not be available in the browser window.

In UNIX, PDF documents can display in Web browsers compatible with Netscape Navigator 4.0 (or later) only. To set up Netscape compatibility, launch Netscape using the Netscape script located in the Acrobat 4.0/Browsers directory. Follow the instructions in the INSTGUIDE.TXT file to link your Netscape browser to the Acrobat 4.0 Reader with Search application.

Web viewing scenarios

Here are four possible scenarios for viewing PDF on the Web. We use Optimized PDF files to download a page-at-a-time. This is when the browser supports PDF viewing, the PDF file is optimized, and the Web server supports page-at-a-time downloading (byte-serving), so the PDF file downloads a page at a time and displays the file pages in the Web browser window. This is the fastest scenario possible for viewing PDF documents on the Web.

There are other downloading possibilities, which we do not use on this site.

Page-at-a-time downloading

With page-at-a-time downloading (byte-serving), the Web server sends only the requested page of information to the user, not the entire PDF document.

For those who want the entire document, there are other methods used to download the entire document to your hard disk.

As a reader of the PDF document, you do not have to do anything to make this page-at-a-time happen; it is communicated in the background between Acrobat Reader and the Web server. If you want the entire PDF document to continue downloading in the background while you view the first page of requested information, be sure Allow Background Downloading is selected in the General preferences dialog box (default).

If you wish to download the entire file to your computer, right click your mouse button, and then,

Select: Save link as... If you use Netscape or,

Select: Save target as... If you use Internet Explorer

After you decide where on your computer you want the file, hit "SAVE" to download. Once the file is on your computer double click on it to open it in Acrobat Reader. With this method you can open these files from your computer at anytime.

Reading PDF in a Web browser

PDF documents can display in Web browsers compatible with Netscape Navigator 3.0 (or later) or Internet Explorer 3.0 (or later). The necessary plug-ins are automatically installed when you install Acrobat Reader.

When you view a PDF document in a Web browser, all of the Acrobat Reader tools are available in the browser. In Windows, you can click the two small vertical lines (next to the Adobe icon at the left of the toolbar) to minimize or maximize the toolbar.

Note: Many keyboard commands are mapped to the Web browser rather than to Acrobat Reader, so some Acrobat Reader keyboard shortcuts may not be available in the browser window.

Installing the Web browser plug-in

Browsers compatible with Netscape Navigator need the *nppdf32.dll* file (Windows), the *nppdf.so* file (UNIX), or *PDFViewer plug-in* (Mac OS) to display PDF.

When you install Acrobat Reader with Search, this plug-in is automatically installed in the Netscape plug-in folder (Win and Mac OS), if you have Navigator on your system. If you install Navigator after installing Acrobat Reader, or if you're using another browser compatible with Navigator, you can install this plug-in yourself. To set up Netscape Navigator on a UNIX system, you must run the Netscape launch script located in the Browser folder.

To manually install the Web browser plug-in (Windows):

- 1 Open the Browser folder in the Acrobat Reader folder.
- 2 Copy the nppdf32.dll file to your Web browser's plug-ins folder.

To manually install the Web browser plug-in (Mac OS):

- 1 Open the Web Browser Plug-in folder in the Acrobat Reader folder.
- 2 Copy the PDFViewer plug-in to your Web browser's plug-ins folder.

To open a PDF document that's been downloaded onto your system:

Do one of the following:

Click the *Open* button , or choose *File > Open*. In the *Open* dialog box, select the filename for the file downloaded on your computer, and click *Open*. PDF documents usually have the extension .pdf.

You can also choose the document's filename from the *File* menu for the last four PDF documents you opened. You can also Double-click the file icon in your file system.

Note: In Mac OS, you may not be able to open a PDF document created in Windows by double-clicking the icon. If double-clicking the icon in Mac OS does not open the document, use File > Open in Acrobat Reader to open the document, close the document, and try again. After you've used the Open command once on the document, you'll be able to open the document next time by double-clicking.

To display a list of all Acrobat Reader command-line options (UNIX), start the Acrobat Reader product with the -help option. For example: `acroread -help`

To manually install the Web browser plug-in (UNIX):

Run `<installdir>/Browsers/netscape`.

Browsing with bookmarks

Bookmarks mark parts of a document for quick access, link to page views in other documents, link to the Web, play a movie or sound, enter an article, or reset or submit a form. Primarily we are concerned with the sheet music at present however as this develops more features will be incorporated. Essentially Bookmarks are nothing more than links to open pages inside the document or files outside of the document.

To browse with a bookmark:

- 1 Show the Bookmarks palette (This is the default on first opening the music files. If not, you may need to choose *Window > Show Bookmarks* to open the palette or click the *Bookmarks* tab to bring the palette to the front of its group.

2 To jump to a topic using its bookmark, click the bookmark's icon or text in the palette.

Note: Clicking a bookmark might perform an action, such as playing a movie, instead of taking you to another location. It depends on how the bookmark was defined.

The bookmark for the part of the document currently showing appears boldfaced. If the navigation pane disappears when you click a bookmark, the document creator has activated the Hide After Use command. To show the navigation pane again, click the Show Navigation Pane button on the command bar. Deselect Hide After Use in the navigation pane's palette menu if you want the navigation pane to remain open after you click a bookmark.

Bookmarks can be subordinate to other bookmarks in their hierarchy; a higher-level bookmark in this relationship is the parent, and a lower-level bookmark is the child. You open these and close these by selecting the (+) to open or (-) to close next to the bookmark listing if in Windows and the Triangle in the MacOS.

In other words, you can collapse a parent bookmark in the palette to hide all its children. When a parent bookmark is collapsed, it has a plus sign (Windows) or a triangle (Mac OS) next to it. If the bookmark you want to click is hidden in a collapsed parent, click the plus sign or triangle next to the parent to show it.

Paging through a document

Acrobat Reader provides buttons, keyboard shortcuts, and menu commands for paging through PDF documents.

To go to another page do one of the following:

To go to the next page, click the *Next Page* button in the command bar or status bar, press the *Right Arrow* key, press *Ctrl* (Windows or UNIX) or *Option* (Mac OS) and the *Down Arrow* key, or choose *Document > Next Page*.

To go to the previous page, click the *Previous Page* button in the command bar or status bar, press the *Left Arrow* key, press *Ctrl* (Windows or UNIX) or *Option* (Mac OS) and the *Up Arrow* key, or choose *Document > Previous Page*.

To move down one line, press the *Down Arrow* key.

To move up one line, press the *Up Arrow* key.

Note: The *Down* and *Up Arrow* keys move you one line at a time when you are in *Window* view. In *Single Page* mode, these keys move you one page at a time if the page fills the entire screen.

To move down one screen, press *Page Down* or *Return*.

To move up one screen, press *Page Up* or *Shift+Return*.

To go to the first page, click the *First Page* button in the command bar or status bar, press the *Home* key, or choose *Document > First Page*.

To go to the last page, click the *Last Page* button in the command bar or the status bar, press the *End* key, or choose *Document > Last Page*.

To jump to a page by its number:

Do one of the following:

Select the current page number in the status bar, type the page number to jump to, and press Return.

Choose *Document > Go To Page*, type the page number, and click *OK*.

OR

Drag the vertical scroll bar until the number of the page you want to jump to is displayed.

To retrace your viewing path:

To retrace your path within a PDF document, click the *Go to Previous View* button in the command bar, or choose *Document > Go Back* for each step back. Or click the *Go to Next View* button, or choose *Document > Go Forward* for each step forward.

To retrace your viewing path through other PDF documents, choose *Document > Go Back Doc* for each step back or *Document > Go Forward Doc* for each step forward. Or hold down *Shift*, and click the *Go Back* or *Go Forward* button. This command opens the other PDF documents if the documents are closed.

Visiting the Adobe Web site For additional help:

Click the Adobe Web Site button to link directly to the Adobe Web site (www.adobe.com). This page contains valuable information about new technology, links to Acrobat plug-ins, and more. On the Adobe Web site home page, you can click a country name in the Adobe Sites pop-up menu to choose a language for viewing the site. The exact information in the site may vary from one language version to another.

BABA TU ES DIVIN DANS TA ROBE ORANGE

Text and melody authored by Christianne Valero o Pembroke Pines, Florida, USA.

Harmonizations submitted by transcriber.

The musical score is written for voice and piano. It consists of eight systems of music. Each system has a vocal line in the upper staff and a piano accompaniment line in the lower staff. The key signature is one flat (B-flat major/D minor). The time signature starts in 4/4 and changes to 3/4 in the fifth system, then back to 4/4 in the sixth system. Chord symbols are placed above the vocal line: F, Dm, Gm, C7, Gm, C7, F, Gm, C, Gm, C7, F, Gm7, C7, F, C7, F, Gm, C7, 1 Gm, C7, F, 2 Gm, C7, F, Gm7, C7, F, C7, F, Gm, C7, Gm, C7, F.

Ba - ba tu es di - vin dans ta robe o - range
Vers tes de - vo - tees Tu mar - ches, comme un ange
Ba - ba tu es di - vin dans ta robe o - range
Vers tes de - vo - tees Tu mar - ches, comme un ange Tu nous
aides a re - faire tout le che - min de la vie Vers cet
a - mour pur per - du, qui s'ap - pele Pa - ra - dis.
s'ap - pele Pa - ra ange Tu nous aides a re - faire tout le che - min de la
vie Vers cet a - mour pur per - du, qui s'ap - pele Pa - ra - dis.

***Baba, You are divine in Your orange robe.
Towards Your devotees You walk like an angel.
You're guiding us to a new way of life.
Towards that pure love, lost, named Paradise.***

Copyright - All Rights Reserved. Permission Granted for Non-Commercial Use for the Purpose of Photocopying the Music for Personal or Group Devotional Singing. Recording Rights or Mass Redistribution Rights are Not Granted for Commercial or Non-Commercial Use. Contact the Owner of the Copyright for Permission. The Web Site Will Not Grant Permission for Any Other Use Held by the Owner of the Copyright.

BABA TU ES DIVIN DANS TA ROBE ORANGE

Text and melody authored by Christianne Valero of Pembroke Pines, USA.
Harmonizations submitted by transcriber.

The musical score is written in G major (one flat) and 4/4 time. It consists of ten staves of music with lyrics underneath. The lyrics are: "Ba - ba Tu es di - vin dans Ta robe o - range Vers Tes dé - vo - tées Tu mar - ches, comme un ange Ba - ba Tu es di - vin dans Ta robe o - range Vers Tes dé - vo - tées Tu mar - ches, comme un ange Tu nous aides a re - faire tout le che - min de la vie Vers cet a - mour pur per - du, qui s'ap - pèle Pa - ra - dis. s'ap - pèle Pa - ra - dis. Tu nous aides a re - faire tout le che - min de la vie Vers cet a - mour pur per - du, qui s'ap - pèle Pa - ra - dis." The score includes various chords such as F, Dm, Gm, C7, C, and F7. There are two first endings and a second ending marked with '1' and '2' respectively. The piece concludes with a double bar line.

***Baba, You are divine in Your orange robe.
Towards Your devotees You walk like an angel.
You're guiding us to a new way of life.
Towards that pure love, lost, named Paradise.***

Copyright - All Rights Reserved. Permission Granted for Non-Commercial Use for the Purpose of Photocopying the Music for Personal or Group Devotional Singing. Recording Rights or Mass Redistribution Rights are Not Granted for Commercial or Non-Commercial Use. Contact the Owner of the Copyright for Permission. The Web Site Will Not Grant Permission for Any Other Use Held by the Owner of the Copyright.

C'EST NOËL A PRASHANTI

Melody and text authored by Christianne Valero of Pembroke Pines, Florida, USA.

E♭ Cm B♭7 E♭ A♭ Fm B♭ E♭

C'est No-ël a Pra-shan-ti, Al - le - lu - ia, al - le - lu - ia!

E♭ Cm Fm E♭ B♭7 E♭

Ba - ba, dans Ta robe blanche Oh! Viens nous bé - nir.

Fm B♭7 E♭ B♭7 E♭

An - ge Di - vin, toi qui nou sou - tiens,

Fm A♭ Fm F7 E♭ E♭ B♭7 E♭

A tes pieds nous ve - nons te pri - er, Pour le monde en - tier.

Fm A♭ Fm F7 B♭ E♭ B♭7 E♭


A tes pieds nous ve - nons te pri - er, Pour le monde en - tier.

*It's Christmas in Prashanti,
Alleluia, alleluia!
Baba, in Your white robe,
Oh, come and give us Your blessing.
Angel Divine, who sustains us,
At Your feet we come and pray for all the world.*


Copyright - All Rights Reserved. Permission Granted for Non-Commercial Use for the Purpose of Photocopying the Music for Personal or Group Devotional Singing. Recording Rights or Mass Redistribution Rights are Not Granted for Commercial or Non-Commercial Use. Contact the Owner of the Copyright for Permission. The Web Site Will Not Grant Permission for Any Other Use Held by the Owner of the Copyright.

C'EST NOËL A PRASHANTI

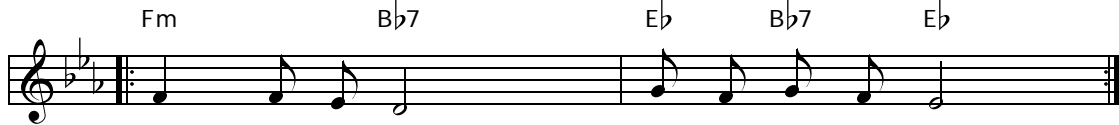
Melody and text authored by Christianne Valero of Pembroke Pines, Florida, USA.




C'est No-ël a Pra-shan-ti, Al - le - lu - ia, al - le - lu - ia!




Ba - ba, dans Ta robe blanche Oh! Viens nous bé - nir.



An - ge Di - vin, toi qui nou sou - tiens,



A tes pieds nous ve - nons te pri - er, Pour le monde en - tier.



A tes pieds nous ve - nons te pri - er, Pour le monde en - tier.

*It's Christmas in Prashanti,
Alleluia, alleluia!
Baba, in Your white robe,
Oh, come and give us Your blessing.
Angel Divine, who sustains us,
At Your feet we come and pray for all the world.*

Copyright - All Rights Reserved. Permission Granted for Non-Commercial Use for the Purpose of Photocopying the Music for Personal or Group Devotional Singing. Recording Rights or Mass Redistribution Rights are Not Granted for Commercial or Non-Commercial Use. Contact the Owner of the Copyright for Permission. The Web Site Will Not Grant Permission for Any Other Use Held by the Owner of the Copyright.

L'AMOUR EST MA FORME

Melody: 1st part as sung by Sathya Sai Baba; 2nd part as transcribed from a recording of a 1993 Sai Conference, Atlanta, Georgia. English text: Sathya Sai Baba. French text: Unknown.



L'A- mour est ma for- me, La Vé - ri - té mon souf- fle, La joir ma nour - ri -
 Love is My Form, Truth is My Breath, Bliss is My




tu - re. tu - re.
 Food. Food.



Ma vie est mon mes - sa - ge, l'ex - pan - sion est ma vie.
 My Life is My Mes - sage, Ex - pan - sion is My Life.



Pas de rai - son pour ai - mer, Pas de sai - son pour ai - mer, Pas de
 No Rea - son for Love, No Sea - son for Love. No



nais - san - ce ni mort. mort.
 birth, no death. death.



Pre - ma, Sath - ya, A - nan - da, Dha - ma, Shan - ti, A - him - sa.



Shir - di Sa - i, Sath - ya Sa - i, Pre - ma Sa - i, Jai, Jai.



Shir - di Ba - ba, Sath - ya Ba - ba, Pre - ma Ba - ba, Jai, Jai.

Copyright - All Rights Reserved. Permission Granted for Non-Commercial Use for the Purpose of Photo-copying the Music for Personal or Group Devotional Singing. Recording Rights or Mass Redistribution Rights are Not Granted for Commercial or Non-Commercial Use. Contact the Owner of the Copyright for Permission. The Web Site Will Not Grant Permission for Any Other Use Held by the Owner of the Copyright.

L'AMOUR EST MA FORME

Melody: 1st part as sung by Sathya Sai Baba; 2nd part as transcribed from a recording of a 1993 Sai Conference, Atlanta, Georgia. English text: Sathya Sai Baba. French text: Unknown.

L'A-**amour** est ma for-**me**, La Vé - ri - té mon souf-**fle**, La joir _____ ma nour - ri -
 Love is My **Form**, _____ Truth is My **Breath**, _____ Bliss _____ is _____ My

tu _____ re. _____ tu _____ re. _____
 Food. _____ Food. _____

Ma vie est mon mes - sa - ge, _____ l'ex - pan - sion est ma vie. _____
 My Life is _____ My Mes - sage, _____ Ex - pan - sion is My Life. _____

Pas de rai - son pour ai - mer, Pas de sai - son pour ai - mer, Pas de
 _____ No Rea - son for Love, _____ No Sea - son for Love. _____ No

nais - san - ce ni mort. _____ mort. _____
 birth, _____ no _____ death. _____ death. _____

Pre - ma, Sath - ya, A - nan - da, _____ Dha - ma, Shan - ti, A - him - sa. _____

Shir - di Sa - i, Sath - ya Sa - i, Pre - ma Sa - i, Jai, _____ Jai. _____

Shir - di Ba - ba, Sath - ya Ba - ba, Pre - ma Ba - ba, Jai, _____ Jai. _____

D.C. al Fine

Copyright - All Rights Reserved. Permission Granted for Non-Commercial Use for the Purpose of Photo-copying the Music for Personal or Group Devotional Singing. Recording Rights or Mass Redistribution Rights are Not Granted for Commercial or Non-Commercial Use. Contact the Owner of the Copyright for Permission. The Web Site Will Not Grant Permission for Any Other Use Held by the Owner of the Copyright.

OH, BABA! TU ES PÈRE

Melody and text authored by Christianne Valero of Pembroke Pines, Florida, USA.

F B♭ F

Oh, Ba - ba! Tu es père, _____

F Gm C

Oh, Ba - ba! Tu es mère, _____

F Gm C

Oh, Ba - ba! Tu es tout, _____

Gm7 C7 F Gm7 C7 F

Tes en - fants t'ap - pellent. _____ Tes en - fants t'ap - pellent. _____

F B♭ Gm C

Nos âmes ont faim de ton a - mour, _____

F B♭ Gm C

Nos âmes ont soif de ton nec - tar, _____

F Gm C Gm C

Oh, Ba - ba! Tu es lu - mière _____ Ba - ba! Tu es lu - mière _____

Gm C7 F F

Don - ne - nous l'é - clat de Ta beau - té. _____ té. _____

F Gm C Gm C

Oh, Ba - ba! Tu es lu - mière _____ Ba - ba! Tu es lu - mière _____

Gm7 C7 F F

Don - ne - nous l'é - clat de Ta dou - cœur. _____ cœur. _____

**Oh, Baba! You are Father.
Oh, Baba! You are Mother.
Oh, Baba! You are Everything.
Your children are calling You.
Our souls are yearning
for Your love.
Our souls are thirsty
for Your nectar.
Oh, Baba!
You are Enlightenment.
Give us the brightness of
Your knowledge.
Oh, Baba!
You are Enlightenment.
Give us the brightness
of Your wisdom.**

OH, BABA! TU ES PÈRE (Page 1)

Melody and text authored by Christianne Valero of Pembroke Pines, Florida, USA.

Oh, Ba - ba! Tu es père, _____

Oh, Ba - ba! Tu es mère, _____

Oh, Ba - ba! Tu es tout, _____

Tes en-fants t'ap-pellent. _____ Tes en-fants t'ap-pellent. _____

Nos âmes ont faim de ton a - mour, _____

**Oh, Baba!
You are Father.
Oh, Baba!
You are Mother.
Oh, Baba!
You are Everything.
Your children are
calling You.
Our souls are yearning
for Your love.
Our souls are thirsty
for Your nectar.
Oh, Baba!
You are Enlightenment.
Give us the brightness
of Your knowledge.
Oh, Baba!
You are Enlightenment.
Give us the brightness
of Your wisdom.**

OH, BABA! TU ES PÈRE (Page 2)

The musical score is written in G minor (one flat) and 4/4 time. It consists of five systems, each with a vocal line and a bass line. The lyrics are in French. The first system has a key signature change to B-flat major (two flats) for the first measure. The second system has a key signature change to G minor (one flat). The third system has a key signature change to F major (one flat). The fourth system has a key signature change to G minor (one flat). The fifth system has a key signature change to F major (one flat). The score includes various musical notations such as treble and bass clefs, time signatures, and dynamic markings.

System 1: Chords: B \flat , Gm, C7. Lyrics: Nos âmes ont soif de ton nec - tar, _____

System 2: Chords: F, Gm, C, Gm, C. Lyrics: Oh, Ba - ba! Tu es lu - mière____ Ba - ba! Tu es lu - mière____

System 3: Chords: Gm, C7, F, F. Lyrics: Don - ne - nous l'é - clat de Ta beau - té.____ té.____

System 4: Chords: F, Gm, C, Gm, C. Lyrics: Oh, Ba - ba! Tu es lu - mière____ Ba - ba! Tu es lu - mière____

System 5: Chords: Gm, C7, F, F. Lyrics: Don - ne - nous l'é - clat de Ta dou - ceur.____ ceur.____

Copyright - All Rights Reserved. Permission Granted for Non-Commercial Use for the Purpose of Photocopying the Music for Personal or Group Devotional Singing. Recording Rights or Mass Redistribution Rights are Not Granted for Commercial or Non-Commercial Use. Contact the Owner of the Copyright for Permission. The Web Site Will Not Grant Permission for Any Other Use Held by the Owner of the Copyright.

OH! BIENFAIT DE LA VIE SATHYA SAI BABA

Music and text authored by Christianne Valero, Pembroke Pines, Florida, USA.

The musical score is written in G major (one sharp) and 4/4 time. It consists of six staves of music with lyrics underneath. The lyrics are in French. The chords are indicated above the notes.

Oh! Bien-fait de la vie _____ Sath-ya Sa - i Ba - ba,
Ton nom est dans nos cœurs, qui é - ve - ille l'a-mour. _____
Oh! Bien-fait de la vie _____ Sath-ya Sa - i Ba - ba,
Comme un jar-din d'é - té _____ Tu é - pa - nou - is nos cœurs. _____
Ai-de-nous _____ a ai-mer nos frè-res _____ et nos soeurs. _____
Ai-de-nous a Te ser-vir pour nous ren-dre mei-lleurs. nous ren-dre mei-lleurs. _____

Oh, kindness of life, Sathya Sai Baba,

Your name awakens love in our hearts.

Oh, kindness of life, Sathya Sai Baba,

Like a Summer garden, our hearts are in full bloom.

Help us to love our brothers and our sisters.

Help us to serve You with love and understanding.

Copyright - All Rights Reserved. Permission Granted for Non-Commercial Use for the Purpose of Photocopying the Music for Personal or Group Devotional Singing. Recording Rights or Mass Redistribution Rights are Not Granted for Commercial or Non-Commercial Use. Contact the Owner of the Copyright for Permission. The Web Site Will Not Grant Permission for Any Other Use Held by the Owner of the Copyright.

OH! BIENFAIT DE LA VIE SATHYA SAI BABA

Music and text authored by Christianne Valero, Pembroke Pines, Florida, USA.

The musical score is written in G major and 4/4 time. It consists of seven systems of music, each with a vocal line and a bass line. The lyrics are in French. The chords are indicated above the notes. The score includes a double bar line with first and second endings for the final line.

Oh! Bien-fait de la vie Sath - ya Sa - i Ba - ba,
Ton nom est dans nos cœurs, qui é - ve - ille l'a - mour.
Oh! Bien-fait de la vie Sath - ya Sa - i Ba - ba,
Comme un jar - din d'é - té Tu é - pa - nou - is nos cœurs.
Ai - de - nous a ai - mer nos frè - res et nos soeurs.
Ai - de - nous a Te ser - vir pour nous ren - dre mei - lleurs nous ren - dre mei - lleurs.

***Oh, kindness of life, Sathya Sai Baba,
Your name awakens love in our hearts.
Oh, kindness of life, Sathya Sai Baba,
Like a Summer garden, our hearts are in full bloom.
Help us to love our brothers and our sisters.
Help us to serve You with love and understanding.***

Copyright - All Rights Reserved. Permission Granted for Non-Commercial Use for the Purpose of Photocopying the Music for Personal or Group Devotional Singing. Recording Rights or Mass Redistribution Rights are Not Granted for Commercial or Non-Commercial Use. Contact the Owner of the Copyright for Permission. The Web Site Will Not Grant Permission for Any Other Use Held by the Owner of the Copyright.